

INFORMATION FOR ORDER

Format (Test/kit)	Code	Composition
-	[REF] B47182279	3 vials x 1 ml

Introduction

Control sera are reference materials used to check the accuracy and precision in the determination of a specific protein. The use of control materials is a part of normal laboratory practice, as specified in the "Good Laboratory Practice" recommendations. ASO CRP RF High Control Sclavo Diagnostics is a control serum containing high levels of antibodies against Streptolysin-O, C-Reactive Protein and Rheumatoid Factor.

Intended use

For control purposes in the determination of antibodies against Streptolysin-O, C-Reactive Protein and Rheumatoid Factors in human serum and plasma, in association with the Sclavo Diagnostics Calibrators CRP cat. B47182290, ASO-TAS cat. B47182291 and RF cat. B47182292 and the immunoturbidimetric kits and the instrumental applications established by Sclavo Diagnostics International. FOR PROFESSIONAL USE ONLY

Characteristics of the control serum

The control sera are produced from a pool of stabilized human sera from which lipid content has been removed, and containing high concentrations of the analytes.

Composition of the kit

The ASO-CRP-RF control set is composed of of three 1ml/vials containing high concentrations of the analytes. Controls are liquid ready to use.

Assigned values and traceability

The theoretical values have been calculated on the basis of the results obtained on Sclavo Diagnostics biochemical analysers using Sclavo Diagnostics reagents. The results of the concentrations are obtained with reference to International Reference Standards.

The assigned values are to be referred to:

- For the Antistreptolysin-O titer, the ASO International Reference Preparation.
- For the C - Reactive Protein, the IRMM "CRM No 470" international standard.
- For the Rheumatoid Factor, the RF International Reference Preparation WHO 1970.

The analyte concentrations are batch-dependent and were determined by the immunoturbidimetric method using Sclavo Diagnostics Int. reagents and calibrators.

The analyte concentrations are batch-dependent, the values and the acceptable range are reported in the table below.

Preparation, storage and stability

The sera are liquid, ready for use and are stable up to the expiry date reported on each vial if stored at 2-8°C.

PRECAUTIONS and WARNINGS

1. Reagents and waste materials shall be disposed of in accordance with Community waste provisions or national or regional provisions.
2. In addition to any risk claims relating to active components, reagents may contain non-active components such as preservatives and detergents. The total concentration of these components is below the limits set out in Regulation 1272/2008 EC and subsequent amendments and additions.

3. It is recommended that the reagent be handled in accordance with the rules of good laboratory practice and that appropriate personal protective equipment be used.

4. Do not use the reagent if it is visibly degraded (e.g. presence of corpuscles) After reconstitution

5. All human samples shall be handled and disposed of as potentially infectious material. The sera have been tested and proved negative for the presence of HbsAg, and also for anti-HIV 1 and 2 and anti-HCV antibodies. As no known method can completely guarantee the absence of infective agents, these reagents must be handled following all precautions required for potentially infected serum or blood samples (Biosafety level: 2).

6. The kit should only be used by qualified and properly trained technical personnel.

7. Diagnoses shall be carried out exclusively by authorised and qualified personnel.

8. Comply with national directives on occupational safety and quality assurance.

9. Use equipment that complies with current regulations.

Warnings

Do not use the control sera if any anomaly or evident alteration is observed.

Mix by inversion before use.









The sera contain sodium azide 0.09% which can react with lead and copper, forming highly explosive metal azides. Dilute with large volumes of water before disposal.

Procedure

The controls are treated in the same way as the test samples and in accordance with the recommended test protocol. Variations in the test procedures or in the composition of the reagents can cause significant alterations in the accuracy.

Reporting of serious incidents

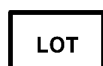
Please inform the manufacturer (through your distributor) and the competent authority of the member state of the European Union in which the user and/or patient is established, of cases of serious incident that has occurred in relation to the device. For other jurisdictions, reports of serious incidents must be made in accordance with the regulatory requirements of the home Member State. By reporting serious incidents, you help provide more information about the safety of your in vitro medical diagnostic device.

Symbols used in IFU and Packaging	
 In vitro diagnostic medical device vitro	 Manufacturer
 Catalogue Number	 Instruction for use
 Lot Number	 Temperature limitation
 Expiration date	 Biological Risk

REVISION	DATE	CHANGE
Rev. D	03/2025	Deletion of applications for Chemilab

Assigned values

KONELAB – INDIKO – OPEN Systems	HIGH Control		
Analyte	Units	Average	Range
TAS-ASO-ASLO	UI/ml	296	222 - 370
C-REACTIVE PROTEIN	mg/L	202	152 - 253
RHEUMATOID FACTORS	UI/ml	86	64 - 107



25/002



2027/12/02

