

ORDERING INFORMATION

Format (Test/kit)	Code	Composition
-	REF B47282273	5 vials x 1 ml

Intended use

For calibration purposes in the quantitative determination of specific proteins in human serum or plasma in association with immunoturbidimetric kits and applications procedures established by Sclavo Diagnostics International. FOR PROFESSIONAL USE ONLY.

Characteristics of the calibrator

The calibrator is produced from a pool of stabilized human sera, which may be enriched with highly purified proteins in order to obtain adequate concentrations.

Composition of the kit

The calibration set is composed of five vials of calibrator containing a single level of concentration of the analytes. The analyte concentrations were determined by the immunoturbidimetric methods using Sclavo Diagnostics Int. reagents. The analyte concentrations are batch-dependent and the true values are reported in the table below. The concentrations reported in the table are determined by the immunoturbidimetric method, with reference to the international standard IFCC/RPPHS (RPPHS/CRP 470) and are expressed in "g/L".

Assigned values and traceability

The analyte concentration was determined by the immunoturbidimetric methods using Sclavo Diagnostics Int. reagents.

The concentrations reported in the table are determined by the immunoturbidimetric method, with reference to the international standard IFCC/RPPHS (RPPHS/CRP 470) and are expressed in "g/L".

The analyte concentration is batch-dependent and the true value is reported in the table below.

Preparation, conservation and stability

The calibrator is liquid, ready for use. It is stable up to the expiry date reported on the vials if closed and stored at a temperature ranging between 2 and 8°C.

PRECAUTIONS and WARNINGS

1. Reagents and waste materials shall be disposed of in accordance with Community waste provisions or national or regional provisions.
2. In addition to any risk claims relating to active components, reagents may contain non-active components such as preservatives and detergents. The total concentration of these components is below the limits set out in Regulation 1272/2008 EC and subsequent amendments and additions.
3. It is recommended that the reagent be handled in accordance with the rules of good laboratory practice and that appropriate personal protective equipment be used.
4. Do not use the reagent if it is visibly degraded (e.g. presence of corpuscles) After reconstitution

5. All human samples shall be handled and disposed of as potentially infectious material. The sera have been tested and proved negative for the presence of HbsAg, and also for anti-HIV 1 and 2 and anti-HCV antibodies. As no known method can completely guarantee the absence of infective agents, these reagents must be handled following all precautions required for potentially infected serum or blood samples (Biosafety level: 2).

6. The kit should only be used by qualified and properly trained technical personnel.

7. Diagnoses shall be carried out exclusively by authorised and qualified personnel.

8. Comply with national directives on occupational safety and quality assurance.

9. Use equipment that complies with current regulations.

Warnings

Do not use the calibrator in the case that anomalies or evident alterations are observed. Mix by inversion before use.









The sera contain sodium azide 0.09% which can react with lead and copper to form explosive deposits of metal azides. Dilute with large amounts of water before elimination.

Procedure

The calibrator is treated in the same way as the test samples and in accordance with the recommended test protocol. Variations in the test procedures or in the composition of the reagents can cause significant alterations in the accuracy of the reagent.

Reporting of serious incidents

Please inform the manufacturer (through your distributor) and the competent authority of the member state of the European Union in which the user and/or patient is established, of cases of serious incident that has occurred in relation to the device. For other jurisdictions, reports of serious incidents must be made in accordance with the regulatory requirements of the home Member State. By reporting serious incidents, you help provide more information about the safety of your in vitro medical diagnostic device.

Symbols used in IFU and Packaging	
 In vitro diagnostic medical device vitro	 Manufacturer
 Catalogue Number	 Instruction for use
 Lot Number	 Temperature limitation
 Expiration date	 Biological Risk

REVISION	DATE	CHANGE
Rev. D	10/2024	Chemilab Line Deletion

Calibration values for the specific proteins

Description	Code	Value	Units
ALFA-1 ACID GLYCOPROTEIN	AGP	1.22	g/L
ALFA-1 ANTITRYPSIN	AAT	2.13	g/L
ALFA-2 MACROGLOBULIN	A2M	3.41	g/L
HAPTOGLOBIN	HPT	*	g/L
C1 ESTERASE INHIBITOR	CEI	*	g/L
KAPPA LIGHT CHAINS	KLC	4.88	g/L
LAMBDA LIGHT CHAINS	LLC	2.40	g/L
C3 COMPLEMENT	C3	2.46	g/L
C4 COMPLEMENT	C4	0.42	g/L
CERULOPLASMIN	CER	*	g/L
IMMUNOGLOBULIN A	IGA	3.68	g/L
IMMUNOGLOBULIN G	IGG	16.9	g/L
IMMUNOGLOBULIN M	IGM	1.26	g/L
PREALBUMINA	PAL	*	g/L
TRANSFERRIN	TRF	4.57	g/L

*Available upon request

LOT 25/001

 2027/01/13

 +2/-8 °C



METHODS FOR SINGLE INSTRUMENTATION LINE

KONELAB - INDIKO SYSTEMS

DESCRIPTION	Code	Value	Unit	Dil.1	Dil.2	Dil.3	Dil.4	Dil.5	Dil.6
ALFA-1 ACID GLYCOPROTEIN	AGP	1.22	g/L	1+55	1+27	1+14	1+7	1+4	1+2
ALFA-1 ANTITRYPSIN	AAT	2.13	g/L	1+55	1+27	1+14	1+7	1+4	1+2
ALFA-2 MACROGLOBULIN	A2M	3.41	g/L	1+55	1+27	1+14	1+7	1+4	1+2
HAPTOGLOBIN	HPT	*	g/L	*	*	*	*	*	*
C1 ESTERASE INHIBITOR	CEI	*	g/L	*	*	*	*	*	*
KAPPA LIGHT CHAINS	CLK	4.88	g/L	1+55	1+27	1+14	1+7	1+4	1+2
LAMBDA LIGHT CHAINS	CLL	2.40	g/L	1+55	1+27	1+14	1+7	1+4	1+2
C3 COMPLEMENT	C3	2.46	g/L	1+55	1+27	1+14	1+7	1+4	1+2
C4 COMPLEMENT	C4	0.42	g/L	1+55	1+27	1+14	1+7	1+4	1+2
CERULOPLASMIN	CER	*	g/L	*	*	*	*	*	*
A IMMUNOGLOBULINS	IGA	3.68	g/L	1+55	1+27	1+14	1+7	1+4	1+2
G IMMUNOGLOBULINS	IGG	16.9	g/L	1+55	1+27	1+14	1+7	1+4	1+2
M IMMUNOGLOBULINS	IGM	1.26	g/L	1+55	1+27	1+14	1+7	1+4	1+2
PREALBUMIN	PAL	*	g/L	*	*	*	*	*	*
TRANSFERRIN	TRF	4.57	g/L	1+55	1+27	1+14	1+7	1+4	1+2

*Available upon request

OPEN SYSTEM

DESCRIPTION	Code	Value	Unit	Dil.1	Dil.2	Dil.3	Dil.4	Dil.5	Dil.6
ALFA-1 ACID GLYCOPROTEIN	AGP	1.22	g/L	1/64	1/32	1/16	1/8	1/4	1/2
ALFA-1 ANTITRYPSIN	AAT	2.13	g/L	1/64	1/32	1/16	1/8	1/4	1/2
ALFA-2 MACROGLOBULIN	A2M	3.41	g/L	1/60	1/40	1/20	1/15	1/10	1/5
HAPTOGLOBIN	HPT	*	g/L	*	*	*	*	*	*
C1 ESTERASE INHIBITOR	CEI	*	g/L	*	*	*	*	*	*
KAPPA LIGHT CHAINS	CLK	4.88	g/L	1/64	1/32	1/16	1/8	1/4	1/2
LAMBDA LIGHT CHAINS	CLL	2.40	g/L	1/60	1/40	1/20	1/15	1/10	1/5
C3 COMPLEMENT	C3	2.46	g/L	1/64	1/32	1/16	1/8	1/4	1/2
C4 COMPLEMENT	C4	0.42	g/L	1/64	1/32	1/16	1/8	1/4	1/2
CERULOPLASMIN	CER	*	g/L	*	*	*	*	*	*
A IMMUNOGLOBULINS	IGA	3.68	g/L	1/60	1/40	1/20	1/15	1/10	1/5
G IMMUNOGLOBULINS	IGG	16.9	g/L	1/60	1/40	1/20	1/15	1/10	1/5
M IMMUNOGLOBULINS	IGM	1.26	g/L	1/60	1/40	1/20	1/15	1/10	1/5
PREALBUMIN	PAL	*	g/L	*	*	*	*	*	*
TRANSFERRIN	TRF	4.57	g/L	1/60	1/40	1/20	1/15	1/10	1/5

*Available upon request

